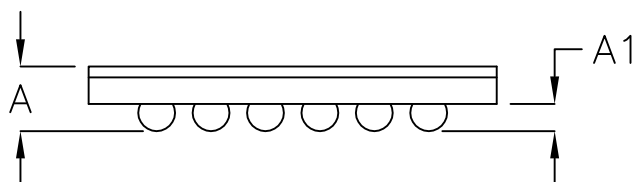
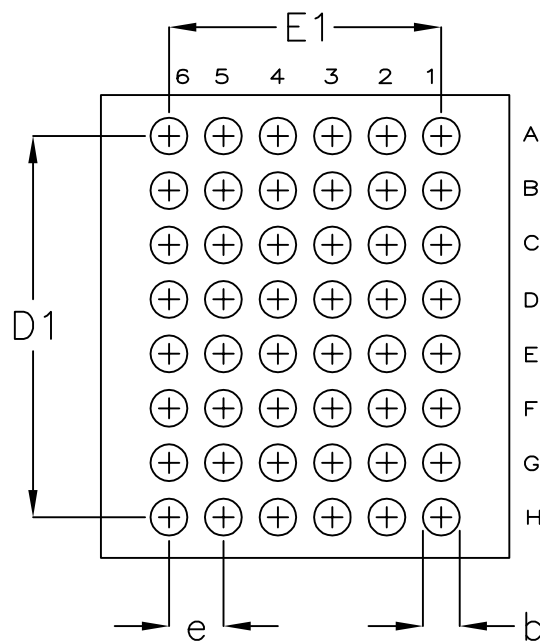
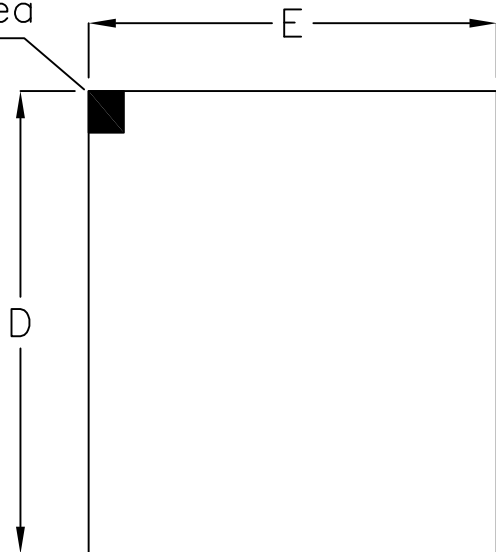


PIN A1  
Index Area



| Symbol | Dimensions In Millimeters |       | Dimensions In Inches |       |
|--------|---------------------------|-------|----------------------|-------|
|        | Min.                      | Max.  | Min.                 | Max.  |
| A      | 0.450                     | 0.500 | 0.018                | 0.020 |
| A1     | 0.170                     | 0.230 | 0.007                | 0.009 |
| b      | 0.240                     | 0.300 | 0.009                | 0.012 |
| D      | 3.350                     | 3.450 | 0.132                | 0.136 |
| D1     | 2.800                     |       | 0.110                |       |
| E      | 2.950                     | 3.050 | 0.116                | 0.120 |
| E1     | 2.000                     |       | 0.079                |       |
| e      | 0.400                     |       | 0.016                |       |

**RICHTEK**  
立錡科技股份有限公司

DWG TITLE: PACKAGE OUTLINE DRAWING  
WL-CSP3x3.4-48(BSC)

SCALE: 18:1